



The Collin County Business Alliance conducted a survey of conference attendees at the Collin County State of the Business on May 20, 2016. The survey was developed to gauge sentiment regarding business environment and quality of life issues among North Texas business leaders and professionals. Percentages are based on responses from 132 attendees.

**WHAT IS THE MOST PRESSING CHALLENGE FACING THE COLLIN COUNTY WORKFORCE TODAY?**



**26%** TRAFFIC CONGESTION

**18%** LACK OF PUBLIC TRANSPORTATION OPTIONS

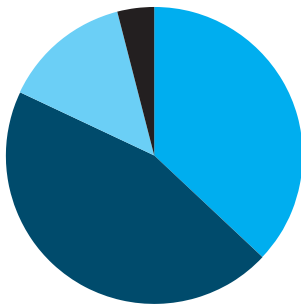
**17%** HOUSING PRICES AND AVAILABILITY

**13%** PROPERTY TAXES

**13%** WATER SUPPLY

**12%** QUALITY OF PUBLIC EDUCATION AND WORKFORCE TRAINING

**WHAT IS YOUR OPINION OF THE QUALITY OF LIFE ENJOYED BY COLLIN COUNTY RESIDENTS COMPARED TO THREE YEARS AGO?**



**37%** VERY IMPROVED

**45%** SOMEWHAT IMPROVED

**14%** UNCHANGED

**4%** DECLINED

**HOW CONFIDENT ARE YOU THAT SCHOOLS IN COLLIN COUNTY ARE ADEQUATELY EQUIPPING THE FUTURE GENERATION FOR THE WORKFORCE OF TOMORROW?**



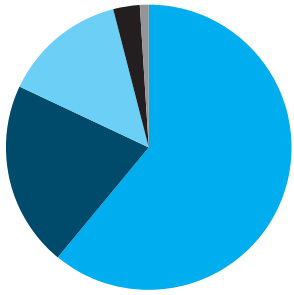
**33%** VERY CONFIDENT

**40%** CONFIDENT

**22%** NEUTRAL

**6%** NOT CONFIDENT

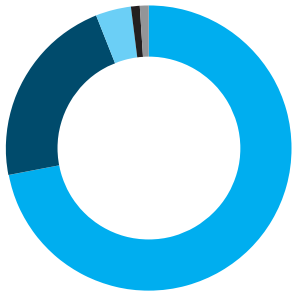
**WOULD YOU BE IN FAVOR OF COLLIN COLLEGE EXPANDING ITS MISSION TO OFFER 4-YEAR DEGREES TO MEET SPECIFIC WORKFORCE DEVELOPMENT NEEDS FOR BUSINESSES IN THE COUNTY?**



**61%** VERY MUCH IN FAVOR  
**21%** IN FAVOR  
**14%** NEUTRAL

**3%** NOT IN FAVOR  
**1%** VERY MUCH NOT IN FAVOR

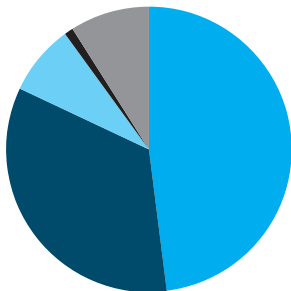
**HOW LIKELY ARE YOU TO RECOMMEND COLLIN COUNTY AS A POTENTIAL LOCATION FOR BUSINESS LEADERS CONSIDERING A RELOCATION OR EXPANSION?**



**73%** EXTREMELY LIKELY  
**22%** LIKELY  
**4%** NEITHER

**1%** NOT LIKELY  
**1%** EXTREMELY UNLIKELY

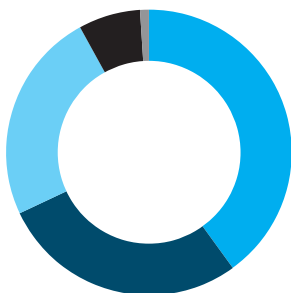
**HOW WOULD YOU RATE CCBA'S ONGOING EFFORTS TO BRING TOGETHER LEADERS FROM ACROSS COLLIN COUNTY TO DISCUSS CRUCIAL ISSUES IMPACTING OUR COMMUNITY?**



**49%** EXCELLENT  
**34%** ABOVE AVERAGE  
**8%** AVERAGE

**1%** BELOW AVERAGE  
**9%** NO OPINION

**WHICH OF THE BELOW BEST APPLIES TO YOUR CURRENT EMPLOYER?**



**40%** LARGE COMPANY (250+ EMPLOYEES)  
**28%** PUBLIC SECTOR, ACADEMIC INSTITUTION, OR NON-PROFIT  
**24%** SMALL COMPANY (<50 EMPLOYEES)

**7%** MID-SIZED COMPANY (50-250 EMPLOYEES)  
**1%** N/A

\*NOTE SOME QUESTIONS GAVE THE OPTION OF MULTIPLE ANSWERS; RESULTS TOOK ALL RESPONSES SELECTED INTO ACCOUNT.